

**ABELE
CHANDELIER**

BARONCELLI




IMAGE SHOWS

Acciaio scuro and cristallo disc
details with polished chrome
fittings and black chiffon pleated
shades





ABELE CHANDELIER FACTS



MATERIALS

GLASS

Hand blown Murano glass with rigadin dritto

GLASS COLOURS*



ACS ABC CRI CRI/ORO

Disc detail available only in CRI

METAL FINISHES*

Polished chrome, polished gold

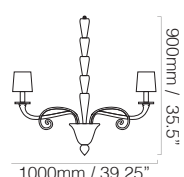
OTHER FINISHES*

Bulb holders and chain to match metal finish

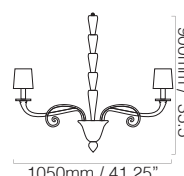
WEIGHTS

5 Lights	13 kg (29 lb)
6 Lights	14 kg (31 lb)
8 Lights	18 kg (40 lb)

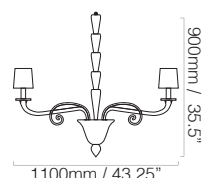
SIZES



5 Lights



6 Lights



8 Lights

DETAILS

SUSPENSION

Overall drop can be adjusted on site.

Supplied with ceiling canopy Ø140mm (5.5") and 500mm (20") of chain.

Ceiling canopy adds a minimum 190mm (7.5") to overall drop.

FIXING

Ensure a hook (not supplied) suitable to carry the weight indicated below to be fitted prior to chandelier installation.

USA - Bracket bar with 2 fixing slots provided (fixings not included). Bracket bar is suitable for use with a 3.5" octagonal junction box. Please ensure fixings and junction box are suitable to carry the weight indicated below.

INSTALLATION

Fixture requires on site assembly by qualified electrician.

SHADE

Supplied with A3 flat white (775) shades, please refer to our shade fact sheet.

ELECTRICALS

LAMP

240V	E14 base, Candle B shape suggested, max 60W (40W with shades)
120V	E12 base, Candle B shape suggested, max 60W (40W with shades)

POWER

Max power 60W per light arm (40W with shades)

STANDARD

All lighting is made to CE standards
UL listing upon request.

NOTES

Please note that size variations in hand blown glass may range up to 40mm (1.5").

*Custom colours, finishes and sizes available - please contact Baroncelli for more details.

CONTACT US

PRODUCTION AND LOGISTICS

Via Dei Ronchi 19

Padova 35127

production@baroncelli.com

SALES OFFICES

London +44 (20) 7720 6556

New York +1 212 255 2005

studio@baroncelli.com